


Key Knowledge:

Identify, name, draw and label the basic parts of the human body and say which part of the body is associated with each sense.

Looking at the 5 senses in turn to investigate how our senses work.

Explore fruits and spices from around the world using our senses.

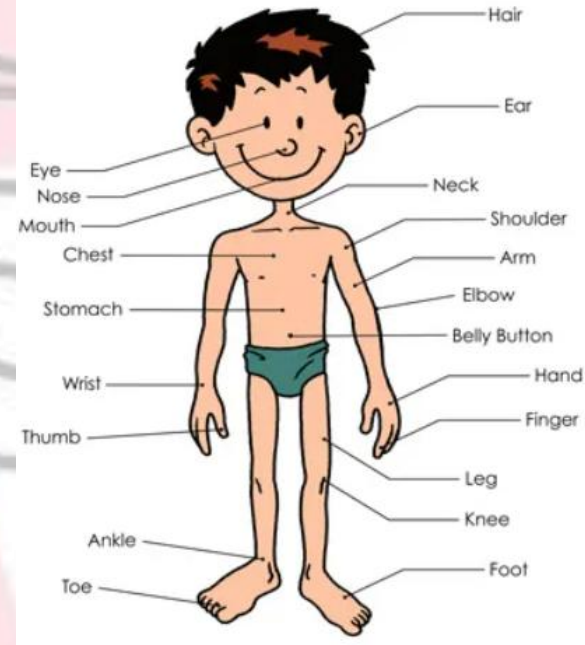
Recording data using pictogram and bar chart.



Key Texts

Happy:

This poetic journey to a place of happiness and calm will inspire and empower us to enjoy the practice of mindfulness.



Key Vocabulary:






Parts of the human body: body, head, neck, arms, elbows, legs, knees, face, ears, eyes, eyebrows, eyelashes, nose, hair, mouth, teeth, tongue, feet, toes, fingers, nails, ankle, calf, thigh, hips, waist, trunk, chest, shoulders, back, hands, wrist

Year 1 – Senses

Big Question:

What do we use our senses for?

Which parts of the body do we use for each sense?

Sight 	Smell 	Hearing 	Touch 	Taste 
<p>We use our eyes to see.</p> <p>Glasses can help people's sense of sight. Sunglasses help protect our eyes in the sun.</p> <p>People that are blind cannot see. They can use braille to read and guide dogs to help guide them safely.</p>	<p>We use our nose to smell.</p> <p>Objects can smell floral, musty, fresh or stale.</p>	<p>We use our ears to hear.</p> <p>People that are deaf can use sign language to communicate.</p> <p>Hearing aids can help people hear better.</p> <p>Objects can be loud, quiet, soft, high or low.</p>	<p>We can use our hands to touch.</p> <p>Objects can be smooth, rough, hard, soft, cold or hot.</p>	<p>We use our tongue to taste.</p> <p>Food can taste bitter, sweet, salty or sour.</p>