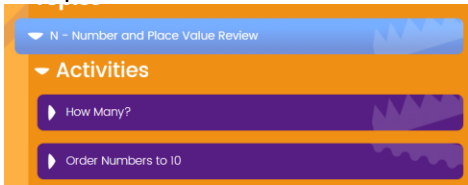



Y1 Homework Assignments – Autumn 1 2024– Senses

1. Choose which Homework Assignments you want to do. Children should aim to do something from each section.
2. We expect all children to bring in some homework. Homework is shared and celebrated and there will be a certificate at the end of the half term.
3. Complete all your Homework Assignments **by Friday 11th October 2024.**
4. You can bring your completed Homework Assignments in as soon as you have done them – **you don't need to wait** until the deadline!

I have chosen	English	Points
	Write a list of all your favourite things to smell.	10
	Use your sense of sight to draw your favourite toy. Write adjectives (like soft, colourful) to describe it.	10
	Use your sense of taste to try different foods. Write a diary about them. You could also send us some photos on dojo!	10
	Practise spelling the year one common exception words: The, a, do, to, is, I, me, has	10
	Put these common exception words into a sentence: The, a, do, to, is, I, me, has. You can write your sentence down or put up a video of you saying your sentences on dojo.	10
	Practise writing your letters, make sure you start and finish in the correct place. (See sheet for help).	10
	Read a story in an interesting place and take a picture. Pop it on dojo for us to see!	10

I have chosen	Maths	Points
	Create a number line from 0 to 10. You can do it with paper and pencil, or how about chalk on the pavement or painting your number line? Send us a photo!	10
	Sort some objects in your house into two groups (this could be by colour / shape / size). Take a picture for dojo if you like.	10
	Find one more and one less – additional sheet provided.	10
	Complete one level on Mathletics. We suggest: 	10
	Pick a number between 1 and 10. How many ways can you show your number? E.g. if I pick 2: 2 fingers, 2p, 2 socks, 2 counters, 2 cubes, 2 people... Draw or take a picture if you like!	10
	Go on a number hunt e.g. you might spot some numbers on a bus, on houses, on number plates, on the floor. You can take pictures or draw what you find.	10

I have chosen	Curriculum	Points
	Body: Point to these parts of your body: head, neck, arms, elbows, legs, knees, face, ears, eyes, eyebrows, eyelashes, nose, hair, mouth, teeth, tongue, feet, toes, fingers, nails, ankle, calf, thigh, hips, waist, trunk, chest, shoulders, back, hands, wrist. Challenge – label the additional sheet. (You could even do your own life-size version if you prefer!)	10
	Hearing: Go on a sound walk – write or draw on the additional sheet what you could hear.	10
	Sight: Make your own funky pair of glasses. Tell your grown-up what sense glasses help with.	10
	Smell/Taste: Guess the mystery taste – wear a blindfold, eat a little bit of something your grown-up gives you, can you guess the flavour? If you don't want to eat it, try smelling instead! We'd love to see a video if you try this.	10
	Touch: Make a safety poster of things it is unsafe to touch e.g. knives, the oven, the kettle etc.	10
	Geography: Create a postcard from a country or somewhere you have been in the United Kingdom (England, Scotland, Wales, Northern Ireland). If you haven't visited, maybe you could use your imagination and tell us what you would love to do in that place!	10
	History: Research and create a fact-file on Louis Braille, Thomas Edison or Lewis Latimer (additional sheet if required).	10
	Developing Experts: complete the "rocket word quiz" on developing experts.	10

I have chosen	Physical Remember to always get a grown-up's permission!	Points
	How long can you stand on one leg? Can you last any longer on the other leg?	10
	What letters of the alphabet can you make with your body? Take a picture of your best ones or be ready to show us in class.	10
	Play a game of opposites with someone at home: if you make a wide shape, they must make a narrow shape; if you travel quickly, they travel slowly. What other opposites can you think of?	10
	Use a skipping rope – learn to skip. If you already know how to skip, can you go backwards? Can you hop? Can you start on two feet and land on one foot?	10
	Explore how far you can jump. If you swing your arms can you go further?	10
	Play "traffic lights" with someone at home- when they say green you can run around your space, when they say orange, you must walk and when they say red you have to freeze.	10
	Play hopscotch. You can make it harder by throwing a stone – whatever number it lands on, you have to miss out or trying to balance while you pick the stone back up again. 	10

Letter formation sheet

Aa Bb Cc Dd Ee Ff

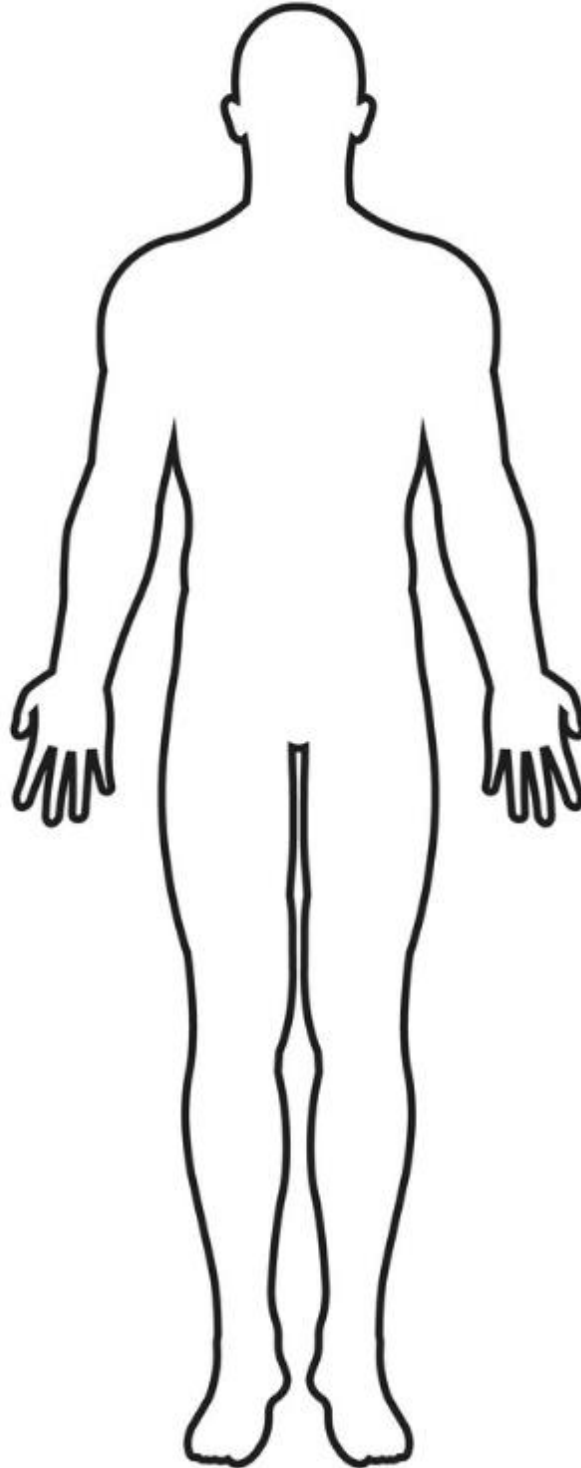
Gg Hh Ii Jj Kk Ll Mm

Nn Oo Pp Qq Rr Ss Tt


Uu Vv Ww Xx Yy Zz

Challenge: label the body with head, neck, arms, elbows, legs, knees, face, ears, eyes, eyebrows, eyelashes, nose, hair, mouth, teeth, tongue, feet, toes, fingers, nails, ankle, calf, thigh, hips, waist, trunk, chest, shoulders, back, hands, wrist.

Can you draw and write what you could hear on your sound walk?



What can I hear?

	Talking

Person's Name:

Lived from: _____ to: _____

Most known for:

Five facts:


1. _____

2. _____

3. _____


4. _____

5. _____



[illegible]

Find one less and one more than the number provided.

One less	Number	One more
1		3
	